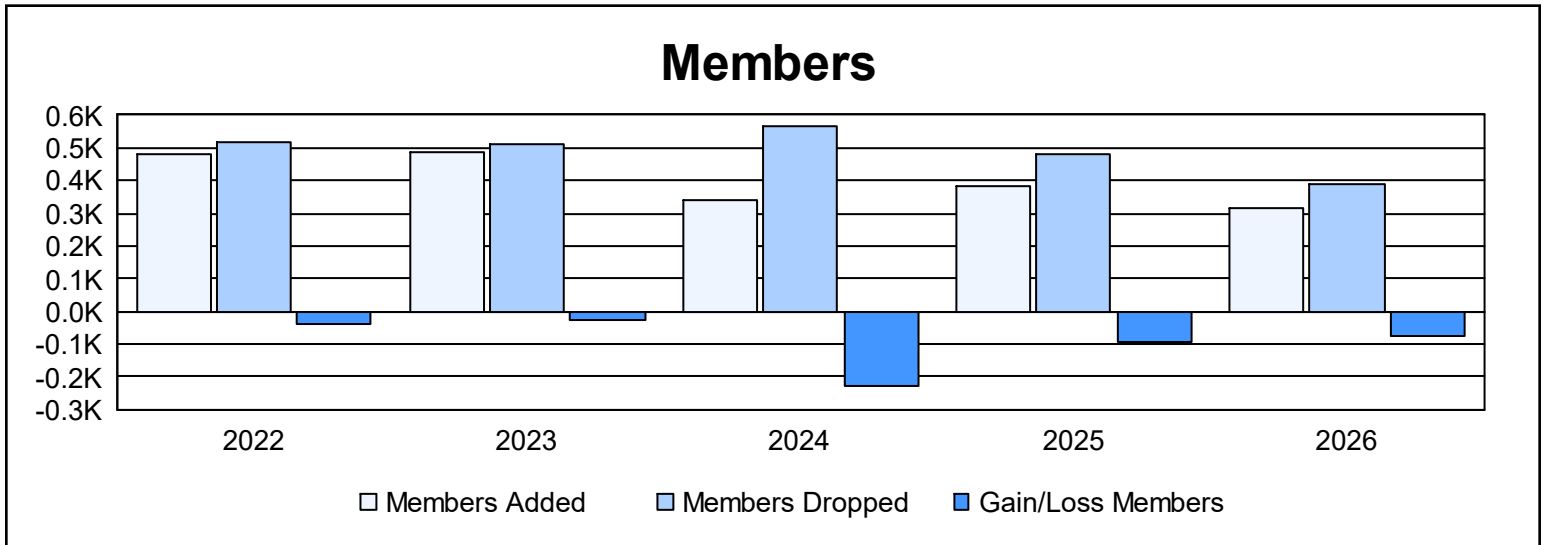
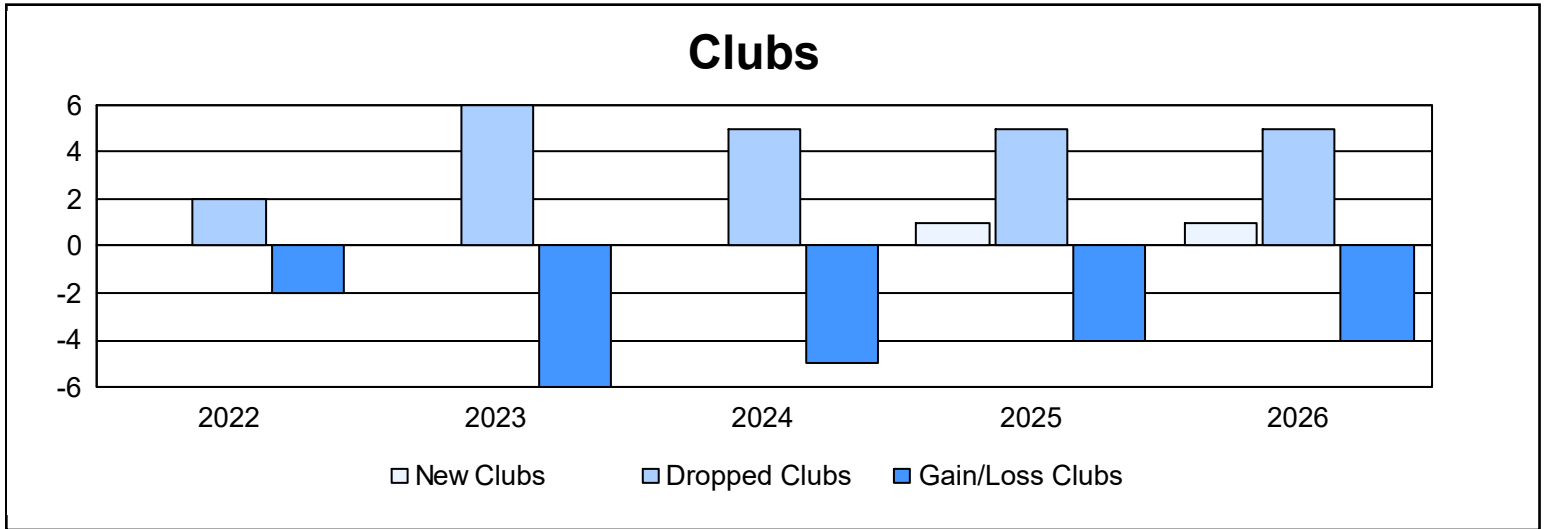
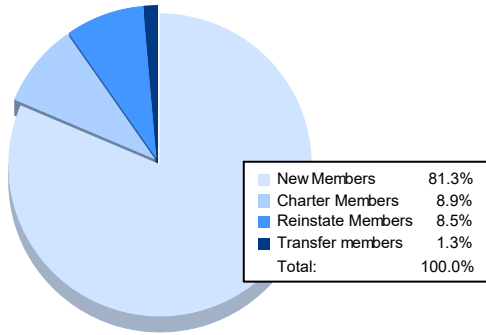


Year	New Clubs	Dropped Clubs	Gain/ Loss Clubs	New Members	Charter Members	Reinstate Members	Transfer Members	Total Member Added	Total Members Dropped	Gain/ Loss Members
2021-2022	0	2	-2	439	0	20	20	479	517	-38
2022-2023	0	6	-6	446	1	13	24	484	510	-26
2023-2024	0	5	-5	298	2	28	11	339	566	-227
2024-2025	1	5	-4	325	23	22	13	383	478	-95
2025-2026	1	5	-4	257	28	27	4	316	391	-75
<b>Average</b>	<b>0</b>	<b>5</b>	<b>-4</b>	<b>353</b>	<b>11</b>	<b>22</b>	<b>14</b>	<b>400</b>	<b>492</b>	<b>-92</b>



### Membership Composition April 2026 Cumulative



### Gender Composition April 2026 Cumulative

